New Wave Mental Maths

Senior Infants

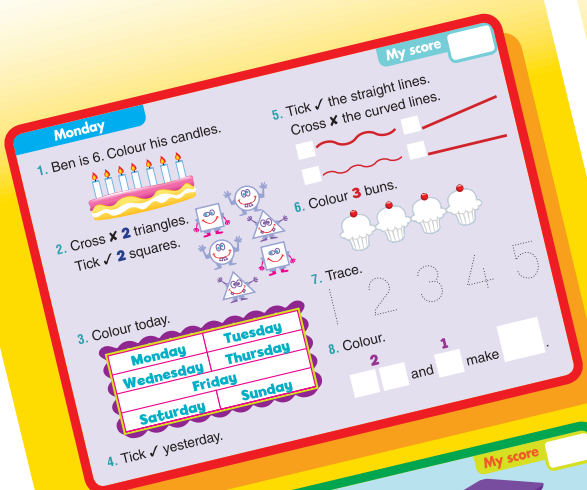

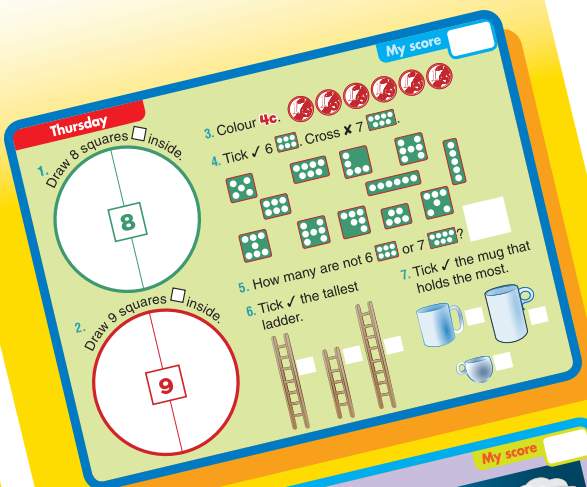





SAMPLE - NOT FOR SALE

Prim-Ed Publishing
www.prim-ed.com

Eddy Krajcar

Foreword

New Wave Mental Maths is a series of seven pupil workbooks, written to provide a comprehensive and structured daily mental maths programme for classes from Senior Infants to 6th Class. The Senior Infant workbook covers all strands and strand units of the maths curriculum. Each weekly unit has a clear and easy-to-use layout, with a small number of daily questions. Questions have been designed specifically with the age and ability level of Senior Infant pupils in mind. Every effort has been taken to ensure the reading level of the questions is as simple as possible, allowing maximum focus on the maths concepts involved. Contemporary and appealing artwork aims to enhance the child's enjoyment of maths. At the end of every weekly unit, there is a 'My Work this Week' section. This section allows pupils to monitor their own progress by colouring stars to show how many questions they got right. Every fourth week, within this section, there is an opportunity for pupils to complete a child-friendly self-assessment on their mathematical progress by colouring the star that matches how they are getting on at maths.

***New Wave Mental Maths* Senior Infants** is designed to:

- provide complete coverage of all mental maths-related strands and strand units of the mathematics curriculum;
- encourage and develop number concepts and skills;
- develop and maintain speed of recall;
- constantly revise the different strands and strand units; and
- introduce, practise and consolidate a range of mathematical vocabulary and language.

A separate ***Teachers Manual*** is available to accompany the ***New Wave Mental Maths*** series. This manual contains guidelines to help develop mental strategies; suggestions for classroom use; assessment; a list of concepts developed and answers for all the pupil workbooks.

Contents

Pupil Record Sheet ..... **iv – v**
Week 1 2–6
Week 2 7–9
Week 3 10–12
Week 4 13–15
Week 5 16–18
Week 6 19–21
Week 7 22–24
Week 8 25–27
Week 9 28–30
Week 10 31–33
Week 11 34–36
Week 12 37–39
Week 13 40–42
Week 14 43–45
Week 15 46–48
Week 16 49–51
Week 17 52–54
Week 18 55–57
Week 19 58–60
Week 20 61–63
Week 21 64–66
Week 22 67–69
Week 23 70–72
Week 24 73–75
Week 25 76–78
Week 26 79–81
Week 27 82–84
Week 28 85–87
Week 29 88–90
Week 30 91–93
Week 31 94–96
Week 32 97–99
Week 33 100–102
Week 34 103–105
Week 35 106–108
Week 36 109–111
Week 37 112–114
Week 38 115–117
Week 39 118–120
Week 40 121–123
Final Review 1–4 ..... **124–125**
Maths Facts **126–128**

SAMPLE - NOT FOR SALE

My score

Colour.

Tick ✓ for 1.

Cross ✘ for not 1.





1

one

Colour 1.



Colour.

Tick ✓ for 2.

Cross ✘ for not 2.



2

two

Trace.

1 2



SAMPLE - NOT FOR SALE

Week 3 Wednesday

My score

1. Draw 6 squares inside.

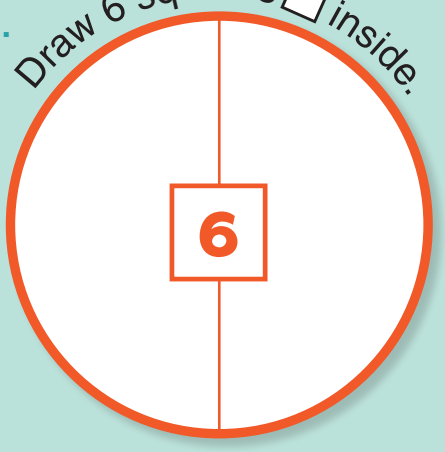

2. Draw 7 squares inside.

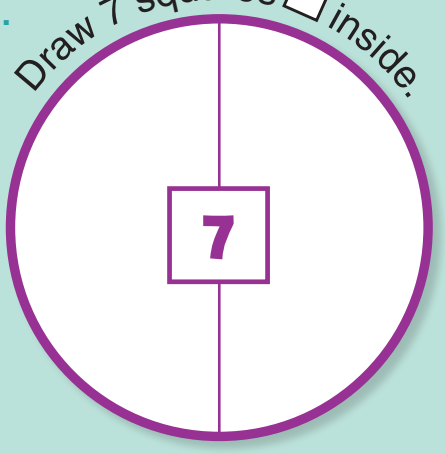

3. Tick ✓ the tallest flag.

4. Cross ✘ the shortest flag.

5. Tick ✓ 5 . Cross ✘ 6 .



6. How many are not 5 or 6 ?

Week 3 Thursday

My score

1. Draw 8 squares inside.

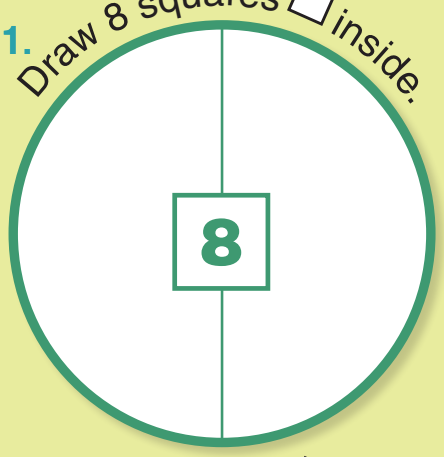

2. Draw 9 squares inside.

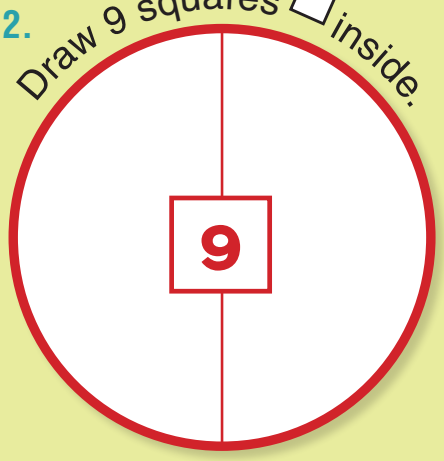

3. Colour 4c.

4. Tick ✓ 6 . Cross ✘ 7 .



5. How many are not 6 or 7 ?

6. Tick ✓ the tallest ladder.

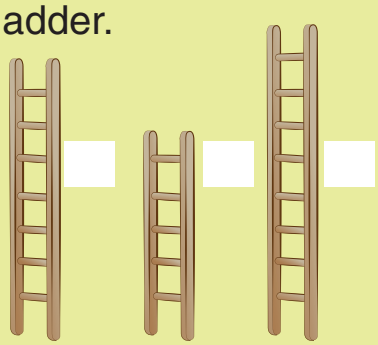

7. Tick ✓ the mug that holds the most.



SAMPLE - NOT FOR SALE

Week 3 — Friday

My score

1. Draw 10 squares inside.

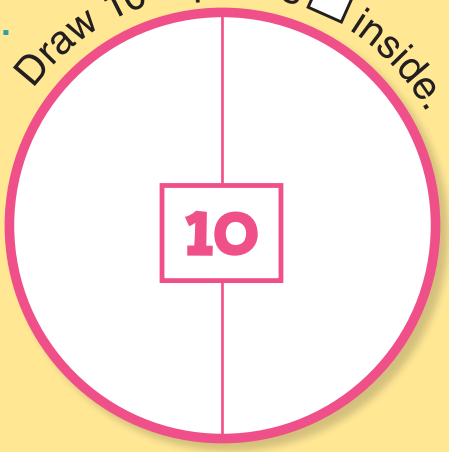

2. Tick ✓ the longest scooter.

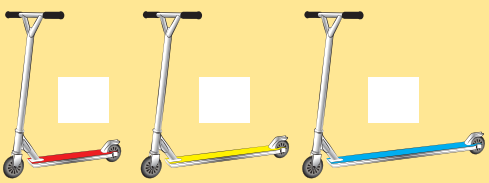

3. Tick ✓ the biggest bowl.

4. Tick ✓ 7 . Cross ✘ 8 .



5. How many are not 7 or 8 ?

6. Circle ❍ the highest bat.

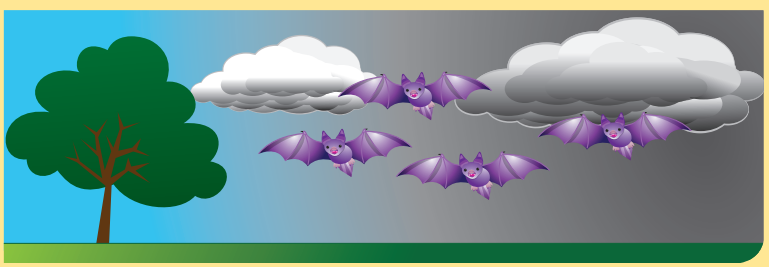

Week 3 — My Work this Week

Colour how many you got right.

Monday	☆ ☆ ☆ ☆ ☆
Tuesday	☆ ☆ ☆ ☆ ☆ ☆ ☆
Wednesday	☆ ☆ ☆ ☆ ☆ ☆
Thursday	☆ ☆ ☆ ☆ ☆ ☆ ☆
Friday	☆ ☆ ☆ ☆ ☆ ☆

Colour in a green/yellow pattern.

10 9 8 7 6 5 4 3 2 1

SAMPLE - NOT FOR SALE

Week 4 Monday

My score

1. Tick ✓ 8 . Cross ✘ 9 .



2. How many are not 8 or 9 ?

3. Tick ✓ the empty glass.



Count the shapes.
Write the number.
Example:



4.

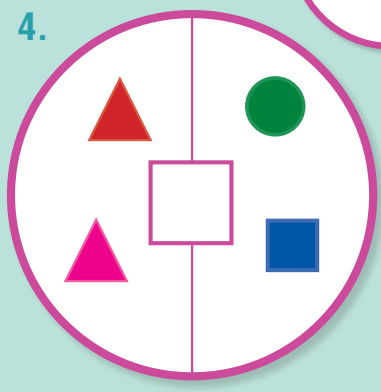

5.

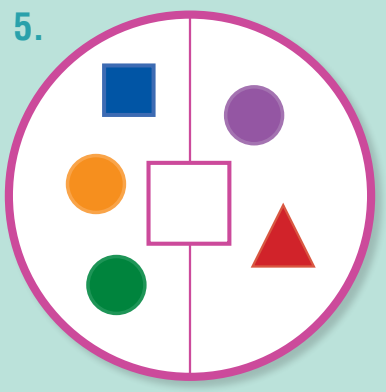

6.

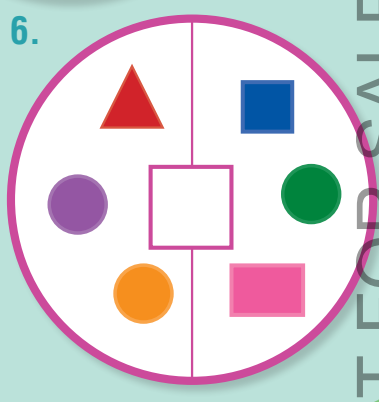

Week 4 Tuesday

My score

1. Count the shapes. Write the number.

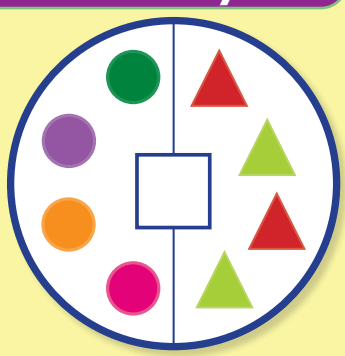

2. Tick ✓ the empty bowl.

3.

Tick ✓. The banana is
under
between
the 2 apples.

4. How many lids are missing?

5. Colour **5**.

6. How many?

7. Tick ✓ the tallest party hat.

SAMPLE - NOT FOR SALE

Week 4 Wednesday

My score

1. Count the shapes. Write the number.



2. How many brushes don't have a hook?

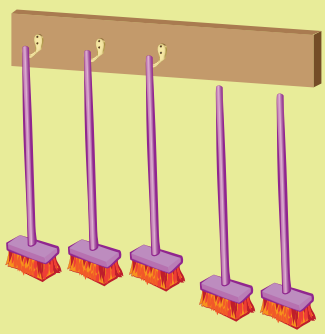

3. How many full glasses?



4. Tick ✓ the tallest tree.

5. Trace.

1 2 3 4 5

6. Tick ✓ the highest balloon.

7. Cross ✘ the lowest balloon.

Week 4 Thursday

My score

1. Count the shapes. Write the number.



2. How many empty glasses?



3. Tick ✓ the bunch with the most flowers.

4. Tick ✓ 9 . Cross ✘ 10 .



5. How many are not 9 or 10 ?

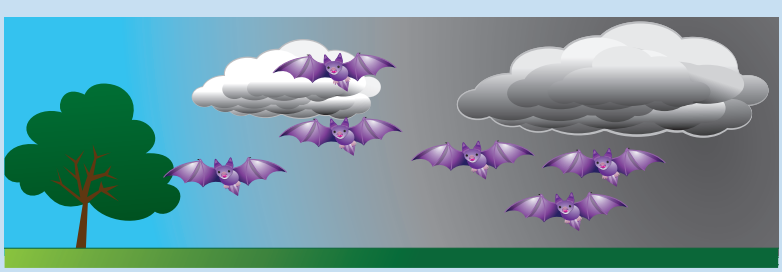

6. Circle ❍ the highest bat under the clouds.

7. Tick ✓ the lowest bat.

SAMPLE - NOT FOR SALE

Week 4 — Friday

My score

1. Circle ❍ the highest bat over the clouds.
2. Tick ✓ the lowest bat.

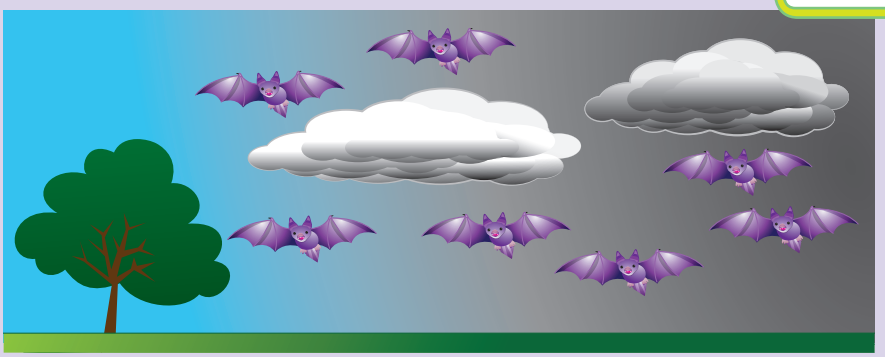

3. Tick ✓.
   The ball is
   under ☐
   over ☐
   the scooter.

4. Colour **7**.



5. How many are not coloured? ☐

Week 4 — My Work this Week

Colour how many you got right.

Monday	☆ ☆ ☆ ☆ ☆ ☆
Tuesday	☆ ☆ ☆ ☆ ☆ ☆ ☆
Wednesday	☆ ☆ ☆ ☆ ☆ ☆ ☆
Thursday	☆ ☆ ☆ ☆ ☆ ☆ ☆
Friday	☆ ☆ ☆ ☆ ☆

How are you getting on at maths? Colour the star.

SAMPLE - NOT FOR SALE

Week 5 Monday

My score

1. How many bumper cars?

2. How many children?

3. Tick ✓ the biggest pair.



4. Count the shapes. Write the number.

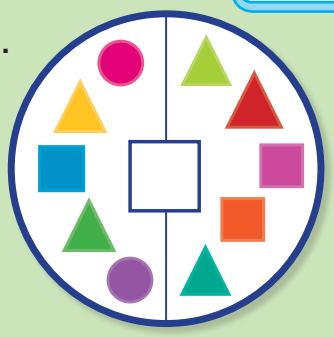

5. Tick ✓ the widest web.

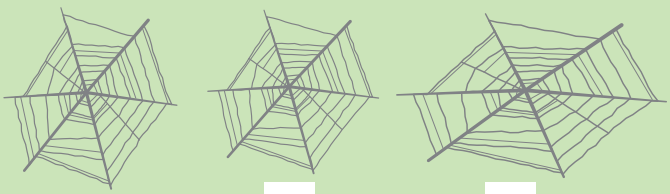

Week 5 Tuesday

My score

1. Count the shapes. Write the number.





2. Join the dots.



4. How many empty bowls?

5. How many bowls have eggs?

6. How many eggs altogether?

3. **1, 2, 3, 5, 6.** Oops! What number is missing?

SAMPLE - NOT FOR SALE

Week 5 Wednesday

My score

1. **1, 2, 3, 4, 6, 7.** Oops! What number is missing?

2. How many hats don't have a hook?

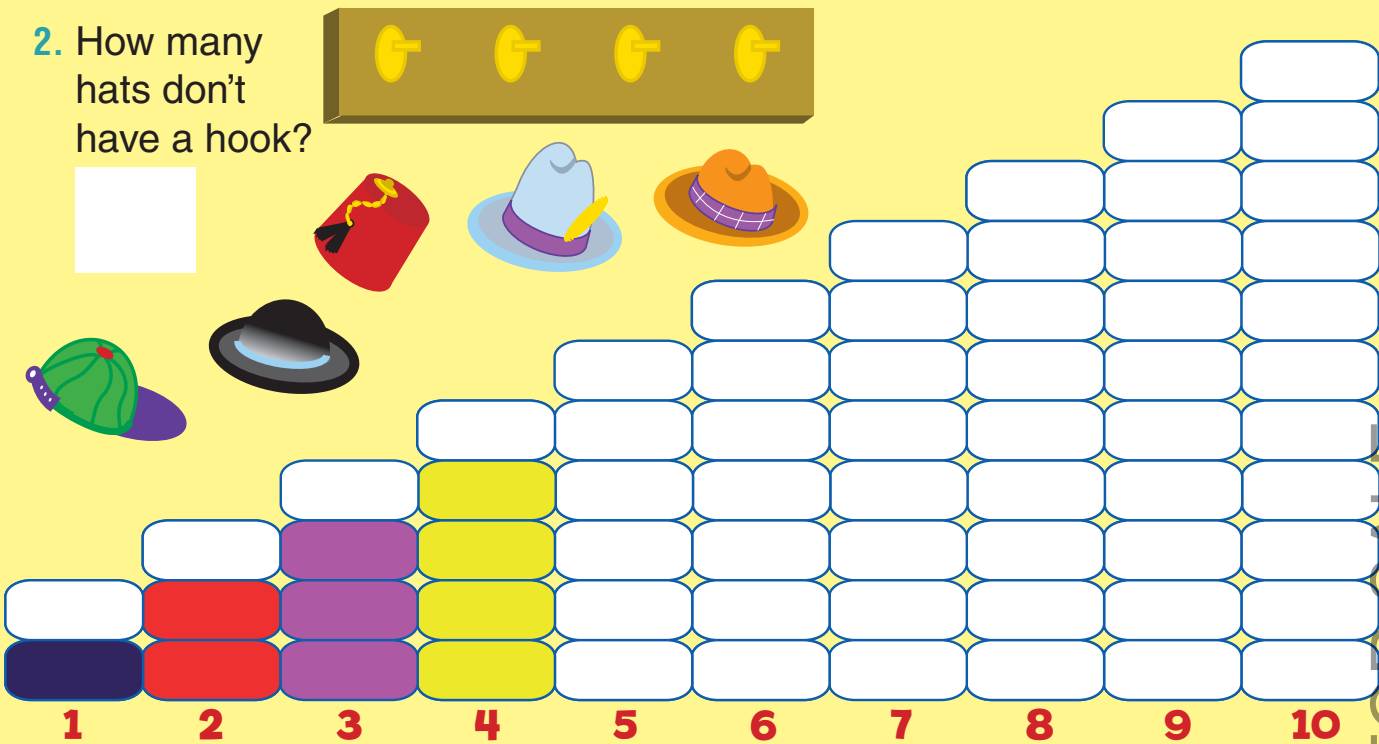

3. Colour the boxes to match the numbers.

Week 5 Thursday

My score

1. How many bumper cars?

2. How many children?

3. Tick ✓ the tallest ladder.

4. Cross ✘ the shortest ladder.

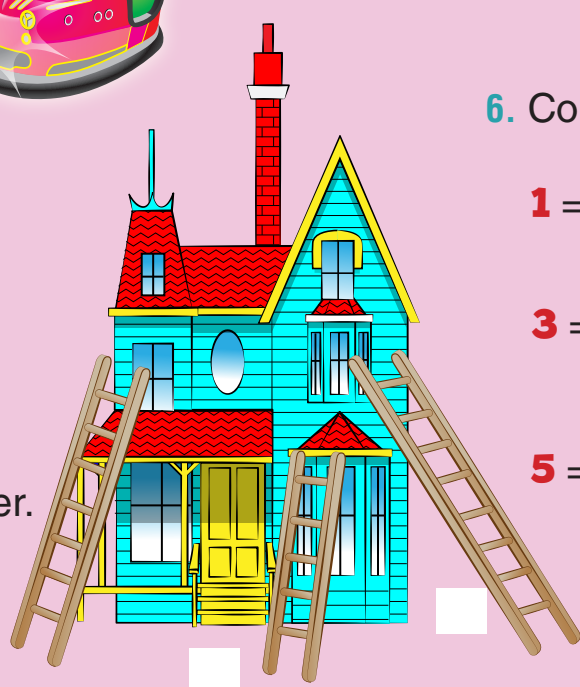

5. Count the shapes. Write the number.

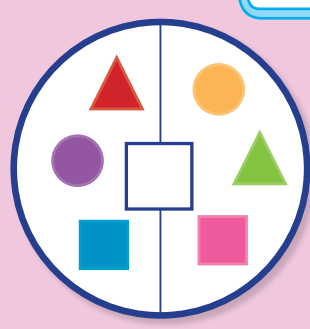

6. Colour.

1 = 2 =

3 = 4 =

5 = 6 =

SAMPLE – NOT FOR SALE

Week 5 Friday

My score

1. Join the dots.



Art Show



2. Trace.

3. Tick ✓ the tallest picture.
4. Cross ✘ the widest picture.
5. Circle ❍ the square picture.
6. Colour 4 ▲.

Week 5 My Work this Week

Colour how many you got right.

Monday	☆ ☆ ☆ ☆ ☆
Tuesday	☆ ☆ ☆ ☆ ☆ ☆
Wednesday	☆ ☆ ☆
Thursday	☆ ☆ ☆ ☆ ☆ ☆
Friday	☆ ☆ ☆ ☆ ☆ ☆

Make a pattern using **2** colours.

1. ○ ○ ○ ○ ○ ○ ○ ○ ○ ○ ○ ○
2. △ □ △ □ △ □ △ □ △ □ △ □

SAMPLE - NOT FOR SALE