

New Wave


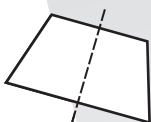


Mental Maths

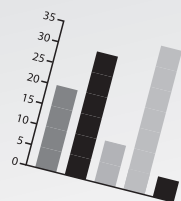
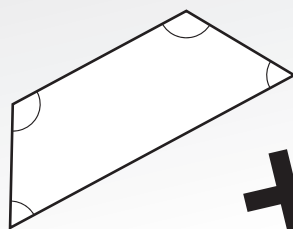
TEACHERS MANUAL

REVISED EDITION

Senior Infants



$$+5 + 7 = \square$$



Obtuse angle



PDF
DOWNLOAD

New Wave Mental Maths – Teachers Manual

First published in 2002 by Prim-Ed Publishing
Revised in 2005 and 2012 by Prim-Ed Publishing
This edition revised in 2017 by Prim-Ed Publishing
Reprinted 2017, 2019

Copyright© R.I.C. Publications® and Eddy Krajcar, 2017

PR-41630

Titles in the series:

- New Wave Mental Maths Workbook – Senior Infants Class
- New Wave Mental Maths Workbook – 1st Class
- New Wave Mental Maths Workbook – 2nd Class
- New Wave Mental Maths Workbook – 3rd Class
- New Wave Mental Maths Workbook – 4th Class
- New Wave Mental Maths Workbook – 5th Class
- New Wave Mental Maths Workbook – 6th Class

This master may only be reproduced by the original purchaser for use with their class(es). The publisher prohibits the loaning or onselling of this master for the purposes of reproduction.

Copyright Notice

Blackline masters or copy masters are published and sold with a limited copyright. This copyright allows publishers to provide teachers and schools with a wide range of learning activities without copyright being breached. This limited copyright allows the purchaser to make sufficient copies for use within their own education institution. The copyright is not transferable, nor can it be onsold. Following these instructions is not essential but will ensure that you, as the purchaser, have evidence of legal ownership to the copyright if inspection occurs.

For your added protection in the case of copyright inspection, please complete the form below. Retain this form, the complete original document and the invoice or receipt as proof of purchase.

Name of Purchaser:

Date of Purchase:

Supplier:

School Order# (if applicable):

Signature of Purchaser:

Internet websites

In some cases, websites or specific URLs may be recommended. While these are checked and rechecked at the time of publication, the publisher has no control over any subsequent changes which may be made to webpages. It is *strongly* recommended that the class teacher checks *all* URLs before allowing pupils to access them.

View all pages online

Website: www.prim-ed.ie
Email: sales@prim-ed.com

CONCEPT DEVELOPMENT – Week by Week Senior Infants Book

WEEK 1

NUMBER

Counting

WEEK 2

EARLY MATHS ACTIVITIES

Matching
Comparing

NUMBER

Counting

WEEK 3

EARLY MATHS ACTIVITIES

Matching
Comparing

NUMBER

Counting

MEASURES

Money

WEEK 4

EARLY MATHS ACTIVITIES

Matching
Comparing

NUMBER

Counting

SHAPE AND SPACE

Spatial awareness

WEEK 5

EARLY MATHS ACTIVITIES

Classifying
Matching
Comparing

NUMBER

Counting

ALGEBRA

Extending Patterns

WEEK 6

EARLY MATHS ACTIVITIES

Matching
Comparing

NUMBER

Counting

ALGEBRA

Extending Patterns

SHAPE AND SPACE

2-D shapes
3-D shapes

MEASURES

Time
Money

WEEK 7

EARLY MATHS ACTIVITIES

Classifying
Comparing

NUMBER

Counting
Comparing and ordering
Analysis of number

ALGEBRA

Extending Patterns

SHAPE AND SPACE

Spatial awareness
2-D shapes

MEASURES

Capacity
Time

WEEK 8

EARLY MATHS ACTIVITIES

Matching
Comparing

NUMBER

Counting
Comparing and ordering

SHAPE AND SPACE

Spatial awareness

MEASURES

Time

WEEK 9

EARLY MATHS ACTIVITIES

Matching
Comparing

NUMBER

Counting
Comparing and ordering
Analysis of number

ALGEBRA

Extending Patterns

SHAPE AND SPACE

Spatial awareness

MEASURES

Money

WEEK 10

EARLY MATHS ACTIVITIES

Comparing

NUMBER

Counting
Comparing and ordering
Analysis of number

ALGEBRA

Extending Patterns

SHAPE AND SPACE

Spatial awareness
2-D shapes

MEASURES

Length
Capacity
Money

WEEK 11

EARLY MATHS ACTIVITIES

Matching
Comparing

NUMBER

Counting
Comparing and ordering
Analysis of number

SHAPE AND SPACE

Spatial awareness
2-D shapes

MEASURES

Length
Weight
Capacity
Time
Money

WEEK 12

EARLY MATHS ACTIVITIES

Matching
Comparing

NUMBER

Counting
Comparing and ordering
Analysis of number

ALGEBRA

Extending Patterns

SHAPE AND SPACE

2-D shapes
3-D shapes

MEASURES

Length
Time
Money

WEEK 13

EARLY MATHS ACTIVITIES

Matching

NUMBER

Counting
Comparing and ordering
Analysis of number

ALGEBRA

Extending Patterns

SHAPE AND SPACE

2-D shapes
3-D shapes

MEASURES

Length
Time
Money

CONCEPT DEVELOPMENT – Week by Week Senior Infants Book

WEEK 14

EARLY MATHS ACTIVITIES

Matching

NUMBER

Counting
Comparing and ordering
Analysis of number

ALGEBRA

Extending Patterns

SHAPE AND SPACE

2-D shapes
3-D shapes

MEASURES

Length
Capacity
Time
Money

WEEK 15

EARLY MATHS ACTIVITIES

Matching
Comparing

NUMBER

Counting
Comparing and ordering
Analysis of number

ALGEBRA

Extending Patterns

SHAPE AND SPACE

2-D shapes

MEASURES

Length
Weight
Capacity
Money

DATA

Recognising and interpreting data

WEEK 16

EARLY MATHS ACTIVITIES

Comparing

NUMBER

Counting
Comparing and ordering
Analysis of number

ALGEBRA

Extending Patterns

SHAPE AND SPACE

Spatial awareness
2-D shapes
3-D shapes

MEASURES

Length
Time
Money

WEEK 17

EARLY MATHS ACTIVITIES

Comparing

NUMBER

Counting
Comparing and ordering
Analysis of number

ALGEBRA

Extending Patterns

SHAPE AND SPACE

Spatial awareness
2-D shapes

MEASURES

Length
Time
Money

DATA

Recognising and interpreting data

WEEK 18

EARLY MATHS ACTIVITIES

Comparing

NUMBER

Counting
Comparing and ordering
Analysis of number

ALGEBRA

Extending Patterns

SHAPE AND SPACE

2-D shapes
3-D shapes

MEASURES

Weight
Time
Money

DATA

Recognising and interpreting data

WEEK 19

EARLY MATHS ACTIVITIES

Comparing

NUMBER

Counting
Comparing and ordering
Analysis of number

ALGEBRA

Extending Patterns

SHAPE AND SPACE

Spatial awareness
2-D shapes

MEASURES

Capacity
Time

WEEK 20

EARLY MATHS ACTIVITIES

Comparing

NUMBER

Counting
Comparing and ordering
Analysis of number

ALGEBRA

Extending Patterns

SHAPE AND SPACE

Spatial awareness
2-D shapes
3-D shapes

MEASURES

Length
Time

DATA

Recognising and interpreting data

WEEK 21

EARLY MATHS ACTIVITIES

Comparing

NUMBER

Counting
Comparing and ordering
Analysis of number

ALGEBRA

Extending Patterns

SHAPE AND SPACE

Spatial awareness
2-D shapes
3-D shapes

MEASURES

Length
Weight
Capacity
Time
Money

DATA

Recognising and interpreting data

WEEK 22

EARLY MATHS ACTIVITIES

Comparing
Ordering

NUMBER

Counting
Comparing and ordering
Analysis of number

ALGEBRA

Extending Patterns

SHAPE AND SPACE

Spatial awareness
2-D shapes
3-D shapes

MEASURES

Length
Time

CONCEPT DEVELOPMENT – Week by Week Senior Infants Book

WEEK 23

EARLY MATHS ACTIVITIES

Comparing

NUMBER

Counting
Comparing and ordering
Analysis of number

ALGEBRA

Extending Patterns

SHAPE AND SPACE

Spatial awareness
2-D shapes

MEASURES

Length
Money

DATA

Recognising and interpreting data

WEEK 24

EARLY MATHS ACTIVITIES

Classifying
Comparing

NUMBER

Counting
Comparing and ordering
Analysis of number

ALGEBRA

Extending Patterns

SHAPE AND SPACE

Spatial awareness
3-D shapes

MEASURES

Length
Weight
Time
Money

DATA

Recognising and interpreting data

WEEK 25

EARLY MATHS ACTIVITIES

Comparing

NUMBER

Counting
Comparing and ordering
Analysis of number

ALGEBRA

Extending Patterns

SHAPE AND SPACE

Spatial awareness

MEASURES

Time
Capacity

DATA

Recognising and interpreting data

WEEK 26

EARLY MATHS ACTIVITIES

Classifying
Comparing
Ordering

NUMBER

Counting
Comparing and ordering
Analysis of number

ALGEBRA

Extending Patterns

SHAPE AND SPACE

Spatial awareness
2-D shapes

MEASURES

Length
Capacity
Time
Money

DATA

Recognising and interpreting data

WEEK 27

EARLY MATHS ACTIVITIES

Classifying
Comparing

NUMBER

Counting
Comparing and ordering
Analysis of number

ALGEBRA

Extending Patterns

SHAPE AND SPACE

Spatial awareness
2-D shapes
3-D shapes

MEASURES

Length
Weight
Time
Money

DATA

Recognising and interpreting data

WEEK 28

EARLY MATHS ACTIVITIES

Classifying
Comparing

NUMBER

Counting
Comparing and ordering
Analysis of number

ALGEBRA

Extending Patterns

SHAPE AND SPACE

Spatial awareness
2-D shapes
3-D shapes

MEASURES

Length
Weight

Time
Money

DATA

Recognising and interpreting data

WEEK 29

EARLY MATHS ACTIVITIES

Comparing

NUMBER

Counting
Comparing and ordering
Analysis of number

ALGEBRA

Extending Patterns

SHAPE AND SPACE

Spatial awareness
2-D shapes
3-D shapes

MEASURES

Length
Time
Money

DATA

Recognising and interpreting data

WEEK 30

EARLY MATHS ACTIVITIES

Comparing

NUMBER

Counting
Comparing and ordering
Analysis of number

ALGEBRA

Extending Patterns

SHAPE AND SPACE

Spatial awareness
2-D shapes
3-D shapes

MEASURES

Length
Time
Money

DATA

Recognising and interpreting data

WEEK 31

EARLY MATHS ACTIVITIES

Comparing

NUMBER

Counting
Comparing and ordering
Analysis of number

ALGEBRA

Extending Patterns

SHAPE AND SPACE

2-D shapes

MEASURES

Length
Capacity
Time
Money

CONCEPT DEVELOPMENT – Week by Week Senior Infants Book

DATA
Recognising and interpreting data

WEEK 32

NUMBER
Counting
Comparing and ordering
Analysis of number

ALGEBRA
Extending Patterns

SHAPE AND SPACE
Spatial awareness
2-D shapes
3-D shapes

MEASURES
Time
Money

DATA
Recognising and interpreting data

WEEK 33

EARLY MATHS ACTIVITIES
Comparing

NUMBER
Counting
Comparing and ordering
Analysis of number

ALGEBRA
Extending Patterns

SHAPE AND SPACE
2-D shapes
3-D shapes

MEASURES
Weight
Capacity
Time

DATA
Recognising and interpreting data

WEEK 34

EARLY MATHS ACTIVITIES
Classifying
Comparing

NUMBER
Counting
Comparing and ordering
Analysis of number

ALGEBRA
Extending Patterns

SHAPE AND SPACE
Spatial awareness
2-D shapes
3-D shapes

MEASURES
Weight
Time
Money

DATA
Recognising and interpreting data

WEEK35

NUMBER
Counting
Comparing and ordering
Analysis of number

SHAPE AND SPACE
Spatial awareness

MEASURES
Capacity
Time
Money

DATA
Recognising and interpreting data

WEEK36

EARLY MATHS ACTIVITIES
Comparing

NUMBER
Counting
Comparing and ordering
Analysis of number

ALGEBRA
Extending Patterns

SHAPE AND SPACE
Spatial awareness
2-D shapes
3-D shapes

MEASURES
Length
Time

WEEK 37

EARLY MATHS ACTIVITIES
Classifying
Comparing

NUMBER
Counting
Comparing and ordering
Analysis of number

ALGEBRA
Extending Patterns

SHAPE AND SPACE
Spatial awareness
3-D shapes

MEASURES
Length
Weight
Time

DATA
Recognising and interpreting data

WEEK 38

NUMBER
Counting
Comparing and ordering
Analysis of number

ALGEBRA
Extending Patterns

SHAPE AND SPACE
Spatial awareness
2-D shapes
3-D shapes

MEASURES
Capacity
Time
Money

WEEK 39

EARLY MATHS ACTIVITIES
Comparing

NUMBER
Counting
Comparing and ordering
Analysis of number

ALGEBRA
Extending Patterns

SHAPE AND SPACE
Spatial awareness
2-D shapes
3-D shapes

MEASURES
Length
Weight
Capacity
Time
Money

WEEK 40

EARLY MATHS ACTIVITIES
Comparing

NUMBER
Counting
Comparing and ordering
Analysis of number

ALGEBRA
Extending Patterns

MEASURES
Length
Weight
Capacity
Time
Money

NEW WAVE MENTAL MATHS (Senior Infants Book) – Answers

Week 1 pages 2–6

Monday

- Teacher check; pencil, bird, apple and girl should be ticked.
- Teacher check; pirates, ice cream and candles should be ticked.

Tuesday

- Teacher check; goats, dogs and cars should be ticked.
- Teacher check; mice, sharks, penguins and faces should be ticked.

Wednesday

- Teacher check; onions, surfboards, bats and parrots should be ticked.
- Teacher check; soccer balls, jelly beans, cubes and bees should be ticked.

Thursday

- Teacher check; singers, white dot faces, hammers and ice lollies should be ticked.
- Teacher check; camels, honey pots, lollipops and hedgehogs should be ticked.

Friday

- Teacher check; treasure chests, butterflies, lollipops and coins should be ticked.
- Teacher check; pumpkins, sharpeners, hexagons and fish should be ticked.

Week 2 pages 7–9

Monday

- Teacher check

Tuesday

- Teacher check

Wednesday

- Teacher check
- Orange balloon should be ticked.
- Light blue balloon should be crossed.
- Red balloon should be circled.
- Teacher check

Thursday

- Teacher check
- The middle ant should be circled.
- The ant on the right should be crossed.
- The blue slide should be ticked.
- The purple slide should be crossed.
- Teacher check

Friday

- Teacher check
- Teacher check
- The middle skipping rope should be ticked.
- Teacher check
- Teacher check; 6

My Work this Week

Teacher check

Week 3 pages 10–12

Monday

- Teacher check
- 3
- Teacher check
- 4
- Teacher check

Tuesday

- Teacher check
- Teacher check
- Teacher check
- 4
- Teacher check
- 4
- Teacher check

Wednesday

- Teacher check
- Teacher check
- The pink flag should be ticked.
- The blue flag should be crossed.
- Teacher check
- 4

Thursday

- Teacher check
- Teacher check
- Teacher check
- Teacher check
- 4
- The ladder on the right should be ticked.
- The mug on the right should be ticked.

Friday

- Teacher check
- The scooter on the right should be ticked.
- The bowl on the left should be ticked.
- Teacher check
- 3
- Teacher check

My Work this Week

Teacher check

Week 4 pages 13–15

Monday

- Teacher check
- 4
- The glass on the right should be ticked.
- 4
- 5
- 6

Tuesday

- 8
- The middle bowl should be ticked.
- between
- 2
- Teacher check
- 3
- The hat on the far right should be ticked.

Wednesday

- 7
- 2
- 4
- The tree on the right should be ticked.
- Teacher check
- The blue balloon should be ticked.
- The purple balloon should be crossed.

Thursday

- 9
- 3
- The bunch on the left should be ticked.
- Teacher check
- 4
- Teacher check
- Teacher check

Friday

- Teacher check
- Teacher check
- under
- Teacher check
- 2

My Work this Week

Teacher check

Week 5 pages 16–18

Monday

- 4
- 8
- The orange boots should be ticked.
- 10
- The web on the right should be ticked.

Tuesday

- 7
- Teacher check
- 4
- 3
- 2
- 8

Wednesday

- 5
- 1
- Teacher check

Thursday

- 3
- 6
- The ladder on the right side of the house should be ticked.
- The ladder in the middle of the house should be crossed.
- 6
- Teacher check

Friday

- Teacher check

My Work this Week

Teacher check

Week 6 pages 19–21

Monday

- 7
- Teacher check
- 5
- 3
- 4
- 5
- Teacher check
- Teacher check
- Teacher check
- Teacher check

Tuesday

- Teacher check
- Teacher check
- Teacher check
- 10
- morning
- Teacher check

Wednesday

- 2
- Teacher check
- The balloon with a blue outline should be coloured.
- The balloon with a pink outline should be crossed.
- Teacher check
- Teacher check
- 3

Thursday

- 5
- evening
- Teacher check
- 3
- 3
- Teacher check

NEW WAVE MENTAL MATHS (Senior Infants Book) – Answers

| | | | | |
|---|---|---|---|--|
| <p>7. Teacher check 8. Teacher check</p> <p>Friday</p> <p>1. 4 2. Teacher check 3. 9 4. Teacher check 5. Teacher check 6. Teacher check 7. Teacher check 8. 4</p> <p>My Work this Week</p> <p>Teacher check</p> <p>Week 7 pages 22–24</p> <p>Monday</p> <p>1. Teacher check 2. Teacher check 3. Teacher check; Monday should be coloured. 4. Teacher check; Sunday should be ticked. 5. Teacher check 6. Teacher check 7. Teacher check 8. Teacher check; 3</p> <p>Tuesday</p> <p>1. Teacher check 2. Teacher check 3. 4 4. 3, 6 5. Teacher check 6. above 7. 2, 4, 6</p> <p>Wednesday</p> <p>1. 1, 2, 3, 4, 5 2. Teacher check 3. 4 4. Teacher check; Thursday should be coloured. 5. Teacher check</p> <p>Thursday</p> <p>1. 2, 3, 4, 5, 6 2. Teacher check 3. A swimming pool. 4. Teacher check 5. The jug should be circled.</p> | <p>Friday</p> <p>1. 3, 4, 5, 6 2. Teacher check 3. Teacher check 4. shopping. 5. Teacher check</p> <p>My Work this Week</p> <p>Teacher check scores Marbles; 3, 5, 4, 2, 1</p> <p>Week 8 pages 25–27</p> <p>Monday</p> <p>1. 4, 5, 6, 7, 8 2. 4 3. Teacher check 4. Teacher check 5. Teacher check; Sunday should be coloured.</p> <p>Tuesday</p> <p>1. 5, 6, 7, 8, 9 2. Teacher check 3. The school bus should be ticked 4. under 5. The fish with the dark blue outline should be coloured. 6. The middle fish should be ticked.</p> <p>Wednesday</p> <p>1. The green bucket should be coloured. 2. between the spades. 3. Teacher check 4. Teacher check 5. Teacher check 6. Teacher check</p> <p>Thursday</p> <p>1. The red bucket should be coloured. 2. Teacher check 3. Teacher check 4. first is A last is D</p> <p>Friday</p> <p>1. 6, 7, 8, 9, 10 2. morning 3. the time. 4. Teacher check 5. Teacher check</p> | <p>My Work this Week</p> <p>Teacher check</p> <p>Week 9 pages 28–30</p> <p>Monday</p> <p>1. Teacher check; total = 3 2. Teacher check; total = 4 3. Teacher check; 5 4. 5, 6 5. no 6. yes 7. Teacher check</p> <p>Tuesday</p> <p>1. Teacher check; total = 4 2. Teacher check; total = 4 3. 3, 6, 7 4. Teacher check 5. yes 6. Teacher check 7. Teacher check</p> <p>Wednesday</p> <p>1. Teacher check 2. 6 3. 3, 4, 5, 6, 7 4. yes 5. Row 2 6. B 7. A</p> <p>Thursday</p> <p>1. Teacher check 2. 8 3. Teacher check; 8 4. Teacher check 5. 3 6. 4</p> <p>Friday</p> <p>1. Teacher check; total = 6 2. Teacher check; total = 5 3. Teacher check; total = 5 4. Teacher check; total = 5 5. 4, 7 6. yes 7. 5 8. Teacher check</p> | <p>My Work this Week</p> <p>Teacher check scores Marbles; 6, 4, 7, 9, 5</p> <p>Week 10 pages 31–33</p> <p>Monday</p> <p>1. circle 2. triangle 3. 5 4. Teacher check 5. Teacher check; total = 6 6. Teacher check; total = 6 7. Teacher check; total = 6</p> <p>Tuesday</p> <p>1. Teacher check; 2 2. Tuesday 3. 6 4. my desk 5. Teacher check; 7 6. Teacher check; 4</p> <p>Wednesday</p> <p>1. green 2. The picture with the blue frame should be ticked. 3. 4 4. 3 5. 6 6. 6 7. 5</p> <p>Thursday</p> <p>1. Row 2 2. Teacher check; 5 3. Teacher check 4. Teacher check 5. 7 6. Teacher check</p> <p>Friday</p> <p>1. Teacher check; total = 6 2. Teacher check; total = 6 3. teddy bear 4. 7, 10 5. 3 6. Teacher check 7. 4</p> <p>My Work this Week</p> <p>Teacher check scores Marbles; 8, 10, 7, 9, 6</p> | <p>Week 11 pages 34–36</p> <p>Monday</p> <p>1. Teacher check; total = 7 2. Teacher check; total = 7 3. heavier 4. 7, 5 5. taller 6. Teacher check 7. Teacher check; 5</p> <p>Tuesday</p> <p>1. Teacher check; total = 7 2. Teacher check; total = 7 3. 6 4. under 5. Teacher check; the bucket, ice cream and saucepan should be ticked. 6. Teacher check</p> <p>Wednesday</p> <p>1. Teacher check; total = 7 2. Teacher check; total = 7 3. Teacher check 4. year 5. 5 6. 3, 4, 3 7. Teacher check</p> <p>Thursday</p> <p>1. 7 2. 4, 6, 5, 4 3. Teacher check; 5 4. 2 5. full = 3 not full = 3 6. Teacher check 7. outside</p> <p>Friday</p> <p>1. Teacher check 2. the green car 3. Teacher check 4. 6 5. green apple 6. lighter</p> <p>My Work this Week</p> <p>Teacher check scores Pencil – 7 squares, teacher check colouring</p> |
|---|---|---|---|--|

NEW WAVE MENTAL MATHS (Senior Infants Book) – Answers

Week 12 pages 37–39

Monday

1. A
2. Teacher check
3. red apple
4. 8
5. sphere.
6. circle.
7. Teacher check
8. The ice cream costing 10c should be ticked.

Tuesday

1. A
2. B
3. spider – 8
4. bee – 6
5. 4, 5
6. 9
7. 2
8. 8

Wednesday

1. Teacher check
2. cube
3. 4
4. 5
5. The ice cream costing 2c should be ticked.
6. 2

Thursday

1. Teacher check; 8
2. Teacher check
3. longest – B
shortest – A
4. 3
5. 6
6. 6
7. before

Friday

1. Teacher check; total = 8
2. Teacher check; total = 8
3. Teacher check
4. under
5. over
6. inside
7. 7

My Work this Week

Teacher check

Week 13 pages 40–42

Monday

1. Teacher check
2. B
3. B
4. 5, 6, 7, 8
5. Teacher check
6. under
7. Teacher check; total = 8
8. C

Tuesday

1. Teacher check; total = 8
2. Teacher check; total = 8
3. Teacher check
4. 8
5. Teacher check

Wednesday

1. Teacher check; total = 8
2. Teacher check; total = 8
3. Teacher check
4. Teacher check
5. 4
6. Teacher check

Thursday

1. 10
2. Teacher check
3. Teacher check
4. 3
5. 6
6. 9
7. yes

Friday

1. shape with 4 dots should be circled
2. 3, 4, 5, 6, 7
3. Teacher check
4. 6
5. Teacher check; total = 9
6. Teacher check; total = 9

My Work this Week

Teacher check scores
Stars: teacher check colouring, 3 are not coloured.

Week 14 pages 43–45

Monday

1. Teacher check
2. Row 2
3. C
4. Teacher check; total = 9
5. Teacher check; total = 9

Tuesday

1. 1, 2, 3, 4, 6, 7, 8, 9
2. 8, 7, 9 should be coloured.
3. cylinder.
4. Teacher check; total = 9

Wednesday

1. Teacher check; total = 9
2. 5c should be ticked.
3. Teacher check
4. 9
5. 7, 9, 10, 6 should be coloured.
6. Teacher check
7. Teacher check
8. triangle, square, rectangle should be ticked.
9. 9

Thursday

1. cube
2. 5, 5, 5, 5
3. Teacher check
4. Teacher check
5. 3, 2, 5
6. 4, 5, 6, 7, 8

Friday

1. Teacher check; total = 9
2. 3, 7, 5, 8
3. Teacher check
4. 6, 9
5. 7
6. taller
7. Teacher check
8. Teacher check

My Work this Week

Teacher check scores
Most honey used = Mia

Week 15 pages 46–48

Monday

1. 8, 10
2. 2, 10, 4, 9, 6
3. 10c should be ticked.
4. B
5. Teacher check
6. spider should be ticked.

Tuesday

1. Teacher check; total = 9
2. The green balloon should be ticked.
3. The purple balloon should be crossed.
4. Row 2, Row 3, Row 5
5. Row 1, Row 4
6. 5, 7, 9
7. The circle should be coloured.

Wednesday

1. Teacher check; total = 10
2. Teacher check; total = 10
3. Teacher check; 7
4. Teacher check; 4
5. Monday should be coloured.
6. Sand bucket should be ticked.
7. Empty bucket should be crossed.

Thursday

1. Teacher check
2. Tuesday should be coloured.
3. Teacher check; 6
4. Teacher check
5. 7

Friday

1. Teacher check; total = 10
2. Teacher check; total = 10
3. Wednesday should be coloured.
4. Teacher check; 8
5. 7
6. 4, 6, 8
7. Teacher check
8. 6
9. Teacher check

My Work this Week

Teacher check scores
Teacher check colouring
7 pairs of eyes.

Week 16 pages 49–51

Monday

1. 6 o'clock
2. 9, 7, 10, 8 should be coloured.
3. Teacher check
4. 6
5. Teacher check
6. Teacher check; 2 apples should be drawn
7. Teacher check
8. Teacher check

Tuesday

1. B
2. 10
3. 7, 4, 1
4. Teacher check; 6
5. Teacher check

Wednesday

1. Teacher check
2. 7
3. 8
4. Teacher check; 8
5. The tree on the right should be ticked.
6. The tree on the left should be crossed.

Thursday

1. D
2. C
3. B
4. A
5. Teacher check
6. Teacher check
7. 7
8. 5

Friday

1. cube.
2. cylinder.
3. 4
4. 8
5. Teacher check
6. Teacher check

My Work this Week

Teacher check

NEW WAVE MENTAL MATHS (Senior Infants Book) – Answers

Week 17 pages 52–54

Monday

- 6
- 4
- Teacher check
- 1
- 2
- 1
- 2
- 9c
- Friday

Tuesday

- 2, 1, 3
2, 2, 4
- square
- 5, 7, 9
- Teacher check
- Teacher check
- 10
- Teacher check;
total = 10
- 10 o'clock
- 5
- Teacher check

Wednesday

- B
- A
- C
- C
- A
- 7
- 2 dots
- 2 o'clock

Thursday

- 7
- 7 o'clock
- 2, 6, 7, 8, 9, 10
- 5
- Teacher check
- 1 dot, 2 dots, 4 dots,
6 dots

Friday

- 9 o'clock
- left
- The blue flag should
be ticked.
- C, B, A
- 5
- more than 10.

My Work this Week

Teacher check

Week 18 pages 55–57

Monday

- 4 o'clock
- 9
- 2
- 5
- cube.
- 3
- 2

Tuesday

- A
- Teacher check
- 9, 7, 6
- Teacher check
- 4
- 3
- 2, 1, 3
2, 3, 5

Wednesday

- 5 o'clock
- 5c
- cylinder.
- Teacher check
- 5
- 4
- Teacher check
- 3

Thursday

- Teacher check
- 6
- 3
- 5, 6
- 10c should be ticked.
- Friday
- The bicycle should
be ticked.
- A

Friday

- 10 o'clock
- 8
- Teacher check
- Teacher check
- 5
- straight
- 5, 5
- 2

My Work this Week

Teacher check scores
Maths vocabulary;
arrows next to words
triangle, square,
rectangle, cylinder
should be coloured.

Week 19 pages 58–60

Monday

- right
- left
- Teacher check
- 6
- 7
- 4
- A

Tuesday

- 1 o'clock
- 5, 8
- 7
- 4 + 1, 2 + 2, 1 + 3
should be coloured.
- 4
- 3
- 7
- left

Wednesday

- B
- A
- 8
- 8
- 8
- 8
- Teacher check

Thursday

- A
- C
- B
- 1
- 3
- 4
- right

Friday

- 11 o'clock
- 4
- 4
- 8
- B
- 8
- 2
- B

My Work this Week

Teacher check scores
Buses A and B

Week 20 pages 61–63

Monday

- Teacher check
- 4 o'clock
- 6
- triangles

- The yellow square in
Q3 should be ticked.

- 5
- 5
- 6
- 6

Tuesday

- A
- most = B
least = C
- 2nd
- 6
- 6

Wednesday

- 7
- squares
- 6
- 2 o'clock - afternoon.
- sphere
- Teacher check
- 7
- 7
- 7
- 7

Thursday

- 2-D
- 4
- circles – 5,
squares – 4,
triangles – 5,
rectangles – 4
- 3-D
- 4
- cubes – 3,
cuboids – 2,
spheres – 2,
cylinders – 5

Friday

- B should be ticked.
- 10 o'clock
- C
- A
- 3
- 4
- 1
- 3
- 4

My Work this Week

Teacher check

Week 21 pages 64–66

Monday

- A – 8c
B – 9c
C – 10c

- most – A
highest value – C
least value – A

- curved
- yes
- yes
- 9
- 7
- 9
- 8

Tuesday

- 11 o'clock
- short hand and a long
hand.
- summer
- Teacher check
- Teacher check
- 4
- 6
- 9
- 5
- 4
- 7
- 3
- 10
- 6

Wednesday

- the same weight as
red.
- left
- Teacher check ;10
- Teacher check
- 1
- Teacher check
- 3, 2, 5
1, 2, 3
- 3
- 3
- 3
- 9

Thursday

- right
- B
- A
- B
- B
- A – 8c
B – 10c
- Teacher check
- Teacher check
- 4
- 6
- 8
- 10

NEW WAVE MENTAL MATHS (Senior Infants Book) – Answers

| | | | | |
|---|---|---|--|--|
| <p>Friday</p> <ol style="list-style-type: none"> 5 4 9 3 4 7 3 7 5 9 heavier than green. right 7 6 <p>My Work this Week</p> <p>Teacher check scores Bowl C</p> <p>Week 22 pages 67–69</p> <p>Monday</p> <ol style="list-style-type: none"> 2 4 B and C A 4 6 8 10 <p>Tuesday</p> <ol style="list-style-type: none"> 8 o'clock 9 o'clock 10 o'clock D B D D 11 o'clock <p>Wednesday</p> <ol style="list-style-type: none"> B, A, C, D 5 5 10 6 4 10 circle – yes triangle – yes square – no rectangle – no cylinder – no sphere – yes cuboid – yes cube – no 9 | <p>Thursday</p> <ol style="list-style-type: none"> 8 2 6 Teacher check; 3 3 5 7 7 9 7 <p>Friday</p> <ol style="list-style-type: none"> 3 4 7 cylinder – yes sphere – no cuboid – no cube – yes Teacher check Teacher check 4 dots D <p>My Work this Week</p> <p>Teacher check scores Pencils = 7 squares long</p> <p>Week 23 pages 70–72</p> <p>Monday</p> <ol style="list-style-type: none"> Teacher check; 6 dots Teacher check; 9 dots Teacher check; 10 dots Teacher check; 7 dots Teacher check; 4 dots 4 + 6 1 + 9 0 + 10 3 + 7 6 + 4 C A <p>Tuesday</p> <ol style="list-style-type: none"> Teacher check; 8 dots Teacher check; 5 dots Teacher check; 3 dots Teacher check; 1 dot Teacher check; 7 dots 2 + 8 | <ol style="list-style-type: none"> 5 + 5 7 + 3 9 + 1 3 + 7 7c 5c 6c <p>Wednesday</p> <ol style="list-style-type: none"> 4 2 2 2 Teacher check 4, 6, 8 7 <p>Thursday</p> <ol style="list-style-type: none"> 5 6 circles 6 7 7 7 A <p>Friday</p> <ol style="list-style-type: none"> 2 above above left 10c 6c 4 6 10 8 <p>My Work this Week</p> <p>Teacher check scores Teacher check colouring; not coloured – 2</p> <p>Week 24 pages 73–75</p> <p>Monday</p> <ol style="list-style-type: none"> 4 7 9 7c Teacher check shoes, earrings, socks, gloves should be ticked 7 more than 10. A cup of milk. A teacher. | <p>Tuesday</p> <ol style="list-style-type: none"> 3 more than 2 8 2, 7 2 + 3 = 5 5 + 2 + 3 = 10 heavier <p>Wednesday</p> <ol style="list-style-type: none"> 10 o'clock left no yes B Teacher check <p>Thursday</p> <ol style="list-style-type: none"> 3 2 1 A – 2, B – 3, C – 1 Teacher check 5, 1 <p>Friday</p> <ol style="list-style-type: none"> 5 3 4 yes A B B and C Teacher check <p>My Work this Week</p> <p>Teacher check</p> <p>Week 25 pages 76–78</p> <p>Monday</p> <ol style="list-style-type: none"> Teacher check <p>Tuesday</p> <ol style="list-style-type: none"> Teacher check Teacher check E <p>Wednesday</p> <ol style="list-style-type: none"> Teacher check right left 7 3, 5, 7 <p>Thursday</p> <ol style="list-style-type: none"> Teacher check Teacher check 6 8 | <ol style="list-style-type: none"> 10 autumn, spring, winter and summer should be coloured. <p>Friday</p> <ol style="list-style-type: none"> no yes no 9 4, 5, 6 7, 8, 9 1, 2, 3 5 7 9 8 <p>My Work this Week</p> <p>Teacher check scores Ann drank the least apple juice.</p> <p>Week 26 pages 79–81</p> <p>Monday</p> <ol style="list-style-type: none"> Teacher check 7 Tuesday Sunday 7 9 5 <p>Tuesday</p> <ol style="list-style-type: none"> Teacher check 8 B C autumn 6 8 10 <p>Wednesday</p> <ol style="list-style-type: none"> Teacher check Teacher check Teacher check 5, 5 7, 7 9, 9 10, 10 set rise B C should be circled. |
|---|---|---|--|--|

NEW WAVE MENTAL MATHS (Senior Infants Book) – Answers

Thursday

1. B and D should be ticked.
2. 2
3. 3
4. 1
5. 3, 8
6. C, B, A

Friday

1. 4
2. 2
3. 3
- total – 9
4. 5
5. Teacher check; 10 dots
6. Teacher check; 3 dots
7. Teacher check; 5 dots
8. Teacher check; 6 dots
9. Teacher check; 4 dots

My Work this Week

Teacher check scores
Matching coins are 5c, 10c

Week 27 pages 82–84

Monday

1. bottom
2. top
3. above
4. second
5. 8

Tuesday

1. Teacher check
2. 3 + 4
3. 4
4. 8
5. 5

Wednesday

1. 1 + 5
2. 5
3. season
4. 3 + 7
5. 3
6. 8
7. A
8. 7

Thursday

1. blue – 2
green – 3
red – 3

total – 8

2. sphere – B
cuboid – D
cube – C
cylinder – A
3. B, A
4. street light

Friday

1. 10c – B
5c – A
3c – C
8c – D
2. C
3. B
4. winter
5. Teacher check; 5 dots

My Work this Week

Teacher check scores
Teacher check colouring;
10 pupils

Week 28 pages 85–87

Monday

1. D, B, A, C
2. D
3. A
4. 6
5. 9

Tuesday

1. more than 10
2. more than 10
3. B
4. B
5. orange juice – 3
apple juice – 2
empty – 4
6. 3

Wednesday

1. 4
2. 5
3. 9
4. 5
5. 2
6. 7
7. Teacher check
8. 3
9. 6 o'clock
10. Teacher check

Thursday

1. 6
2. left
3. Teacher check
4. Teacher check
5. afternoon.

Friday

1. A lemon.
2. An apple.
3. A pineapple.
4. 3
5. 8
6. 8
7. 12 o'clock
8. 3
9. left

My Work this Week

Teacher check

Week 29 pages 88–90

Monday

1. 4
2. 2
3. 2
4. 1c, 2c, 5c, 10c, 20c
5. 4

Tuesday

1. C, A, B, D
2. C
3. D
4. 3
5. 7

Wednesday

1. 3 o'clock
2. triangle, rectangle and open rectangle should be ticked.
3. B
4. A
5. Teacher check
6. Teacher check

Thursday

1. summer
2. 8
3. 5
4. 8
5. 3
6. yes

Friday

1. 10c
2. 4
3. 6
4. right
5. square

My Work this Week

Teacher check

Week 30 pages 91–93

Monday

1. 7 o'clock
2. Teacher check
3. 3
4. 6
5. 9
6. 3 + 6
7. Teacher check

Tuesday

1. Wednesday
2. Teacher check
3. 8
4. Teacher check; 10
5. 9
6. 6
7. 10

Wednesday

1. 7
2. 3
3. Teacher check
4. Teacher check
5. Teacher check
6. Teacher check; 7 circles

Thursday

1. 6
2. 6
3. B
4. 3
5. A
6. 9
7. 7
8. 9
9. B and C

Friday

1. 11 o'clock
2. 4
3. 3
4. Teacher check
5. 7c
6. 3c
7. 9c
8. 1c

My Work this Week

Teacher check scores
2 more goats

Week 31 pages 94–96

Monday

1. B
2. 2
3. 4
4. 1c

5. 5c
6. 7
7. 9
8. 8
9. 10

Tuesday

1. Teacher check
2. 2
3. 7
4. 5
5. 2
6. Teacher check

Wednesday

1. Teacher check
2. 6
3. 4 or 6 depending on whether the pupils of the eyes are counted.
4. 3
5. 3
6. Teacher check
7. Teacher check
8. 2

Thursday

1. 9 o'clock
2. 5
3. 10
4. 10 bat feet.
5. 3

Friday

1. 5
2. 7
3. 8
4. 6
5. 9
6. 4
7. 6
8. 8

My Work this Week

Teacher check scores
Plates B, C and D should be ticked.

Week 32 pages 97–99

Monday

1. D
2. B
3. C
4. A
5. D
6. B
7. Teacher check
8. 9

NEW WAVE MENTAL MATHS (Senior Infants Book) – Answers

| | | | | |
|--|---|---|--|---|
| <p>Tuesday</p> <ol style="list-style-type: none"> 9 left 8 10 10 Teacher check <p>Wednesday</p> <ol style="list-style-type: none"> Teacher check; 3 + 7 Teacher check; 6 + 4 Teacher check; 1 + 9 Teacher check; 4 + 6 Teacher check; 2 + 8 4c 4c 10c <p>Thursday</p> <ol style="list-style-type: none"> D 2 o'clock Teacher check Teacher check 6 Teacher check 8 <p>Friday</p> <ol style="list-style-type: none"> 7 Teacher check 10 Teacher check more than 10. less than 10. more than 10. <p>My Work this Week</p> <p>Teacher check</p> <p>total = 8</p> <ol style="list-style-type: none"> Teacher check; total = 8 Teacher check under over inside 7 <p>My Work this Week</p> <p>Teacher check</p> <p>Week 33 pages 100–102</p> <p>Monday</p> <ol style="list-style-type: none"> Teacher check 5 4 9 4 5 7 | <p>8. 9</p> <p>Tuesday</p> <ol style="list-style-type: none"> 7 + 3 2, 3, 4, 6, 7, 8, 9 9 o'clock 2 o'clock 9 6 10 Teacher check 8 <p>Wednesday</p> <ol style="list-style-type: none"> Teacher check 6 Teacher check 2 + 1 + 2 + 1 9 7 4 3 2 o'clock. <p>Thursday</p> <ol style="list-style-type: none"> The green apple should be ticked. 6 3 9 Teacher check Teacher check yes 3 1 4 <p>Friday</p> <ol style="list-style-type: none"> Teacher check Teacher check Teacher check; 7 Teacher check <p>My Work this Week</p> <p>Teacher check scores</p> <p>Bowl F should be circled.</p> <p>Week 34 pages 103–105</p> <p>Monday</p> <ol style="list-style-type: none"> 6 o'clock cuboid. cylinder. 1 square 2 circles 3 circles 2 circles + 2 triangles | <p>OR</p> <p>1 square + 3 triangles</p> <p>Tuesday</p> <ol style="list-style-type: none"> 10 o'clock 9 right left 5 <p>Wednesday</p> <ol style="list-style-type: none"> Teacher check Teacher check 9 <p>Thursday</p> <ol style="list-style-type: none"> 6 4 2 1 circle + 2 triangles <p>OR</p> <p>1 square + 2 circles</p> <ol style="list-style-type: none"> 2 rectangles 9 9 9 7 7 <p>Friday</p> <ol style="list-style-type: none"> 6 8 2 4 3 7 3 <p>My Work this Week</p> <p>Teacher check scores</p> <p>Jar E should be circled.</p> <p>Week 35 pages 106–108</p> <p>Monday</p> <ol style="list-style-type: none"> left 14 bees, 17 spiders spiders <p>Tuesday</p> <ol style="list-style-type: none"> 6 3 9 3 winter. 4c 8c | <p>Wednesday</p> <ol style="list-style-type: none"> 2 4 5 3 2 2, 4, 7, 8, 9 6 5 7 9 8 <p>Thursday</p> <ol style="list-style-type: none"> A – 9 B – 8 C – 7 2 <p>Friday</p> <ol style="list-style-type: none"> A – 10c B – 8c C – 9c 3 <p>My Work this Week</p> <p>Teacher check scores</p> <p>10 spoons of honey</p> <p>Week 36 pages 109–111</p> <p>Monday</p> <ol style="list-style-type: none"> Teacher check 5, 7, 9 8, 6, 4 6 Teacher check <p>Tuesday</p> <ol style="list-style-type: none"> Teacher check Teacher check 4 4 4, 7, 9 <p>Wednesday</p> <ol style="list-style-type: none"> 12 o'clock B C Teacher check 3 + 5, 7 + 1, 4 + 4, 0 + 8, 2 + 6 7 <p>Thursday</p> <ol style="list-style-type: none"> 5 9 2 A 8, 9, 10 | <ol style="list-style-type: none"> 5, 6, 7 2, 3, 4 <p>Friday</p> <ol style="list-style-type: none"> Teacher check more than 10. 7 cylinder. 3-D <p>My Work this Week</p> <p>Teacher check</p> <p>Week 37 pages 112–114</p> <p>Monday</p> <ol style="list-style-type: none"> 8, 9, 10 7, 6, 5 7, 8, 9 4, 3, 2 2, 1, 0 yes winter. 6 7 5 3 4 <p>Tuesday</p> <ol style="list-style-type: none"> cube. 3-D 6 + 4 6, 10 <p>Wednesday</p> <ol style="list-style-type: none"> 3. Berto, Bucko, Bilbo 4 2 <p>Thursday</p> <ol style="list-style-type: none"> 9, 8, 6, 5, 4, 2, 1 sweeping brush 4 6 3 <p>Friday</p> <ol style="list-style-type: none"> A 8 o'clock 7 o'clock Wednesday <p>My Work this Week</p> <p>Teacher check scores</p> <p>red birds – 2, 4, 6</p> <p>blue birds – 2, 3, 5</p> <p>Week 38 pages 115–117</p> <p>Monday</p> <ol style="list-style-type: none"> A – 9, B – 8, C – 7 |
|--|---|---|--|---|

NEW WAVE MENTAL MATHS (Senior Infants Book) – Answers

| | | | | |
|---|---|--|--|--|
| <div>2. Teacher check; 3 dots</div> <div>3. Teacher check; 4 dots</div> <div>4. Teacher check; 5 dots</div> <div>Tuesday</div> <div>1. Teacher check</div> <div>2. 7</div> <div>3. 8</div> <div>4. 3</div> <div>5. cup – no bucket – yes pencil case – no school bag – yes</div> <div>Wednesday</div> <div>1. 17, 12, 15, 18, 20 should be coloured.</div> <div>2. 6, 8</div> <div>3. 0, 2</div> <div>4. 8, 10</div> <div>5. 4, 6</div> <div>6. Teacher check; 8 dots</div> <div>7. Teacher check</div> <div>8. 7c</div> <div>9. 9c</div> <div>10. Friday</div> <div>Thursday</div> <div>1. A – 6, B – 7, C – 5</div> <div>2. Teacher check</div> <div>3. Teacher check; 7 dots</div> <div>4. Teacher check; 3 dots</div> <div>5. Teacher check; 6 dots</div> <div>6. Teacher check; 2 dots</div> <div>Friday</div> <div>1. circle</div> <div>2. circle</div> <div>3. 4</div> <div>4. 1</div> <div>5. C</div> <div>My Work this Week</div> <div>Teacher check scores 7 ants 9 in total</div> <div>Week 39 pages 118–120</div> <div>Monday</div> | <div>1. C</div> <div>2. E</div> <div>3. left</div> <div>4. cuboid</div> <div>Tuesday</div> <div>1. 11 o'clock</div> <div>2. a bath</div> <div>3. a hen</div> <div>4. a skipping rope</div> <div>5. 2 + 6</div> <div>Wednesday</div> <div>1. Teacher check; 2 + 8</div> <div>2. Teacher check; 5 + 5</div> <div>3. Teacher check; 1 + 9</div> <div>4. Teacher check; 6 + 4</div> <div>5. Teacher check; 3 + 7</div> <div>6. 6c</div> <div>7. 8c</div> <div>Thursday</div> <div>1. A – 7, B – 10, C – 8</div> <div>2. doing homework – 4 waking up – 1 going to school – 2 eating lunch – 3</div> <div>Friday</div> <div>1. 10c</div> <div>2. 8c</div> <div>3. 5</div> <div>4. Saturday</div> <div>5. Monday</div> <div>6. 4th</div> <div>My Work this Week</div> <div>Teacher check</div> <div>Week 40 pages 121–123</div> <div>Monday</div> <div>1. Teacher check</div> <div>2. E</div> <div>3. B and D, A and F</div> <div>Tuesday</div> <div>1. 5th</div> <div>2. no</div> <div>3. 5</div> <div>4. F</div> <div>5. F</div> <div>Wednesday</div> <div>1. A – 7, B – 10, C – 4</div> <div>2. 1, 4, 5, 2, 3</div> <div>Thursday</div> <div>1. 8, 5</div> <div>2. a bowl</div> <div>3. a season</div> <div>4. a motorbike</div> | <div>5. 11 o'clock</div> <div>6. Teacher check</div> <div>Friday</div> <div>1. C</div> <div>2. C</div> <div>3. C</div> <div>4. Wednesday</div> <div>5. 1, 3, 5, 7, 9</div> <div>My Work this Week</div> <div>Teacher check</div> <div>Final Review pages 124–125</div> <div>Final Review 1</div> <div>1. Teacher check</div> <div>2. Teacher check</div> <div>3. Teacher check</div> <div>4. Teacher check</div> <div>5. 8</div> <div>6. 7</div> <div>7. 6 o'clock</div> <div>8. 6c</div> <div>9. a tree</div> <div>Final Review 2</div> <div>1. 1</div> <div>2. 2</div> <div>3. 3</div> <div>4. 2</div> <div>5. Teacher check</div> <div>6. 10</div> <div>7. 8</div> <div>8. 2</div> <div>9. 5</div> <div>Final Review 3</div> <div>1. red</div> <div>2. 10</div> <div>3. 9</div> <div>4. 9</div> <div>5. 8</div> <div>6. 9</div> <div>7. A</div> <div>8. C</div> <div>9. 6c</div> <div>10. 7, 8, 9</div> <div>Final Review 4</div> <div>1. 7</div> <div>2. 5</div> <div>3. 2</div> <div>4. bucket</div> <div>5. 5c + 5c should be ticked</div> <div>6. 7</div> | | |
|---|---|--|--|--|